



Teaching staff mobility

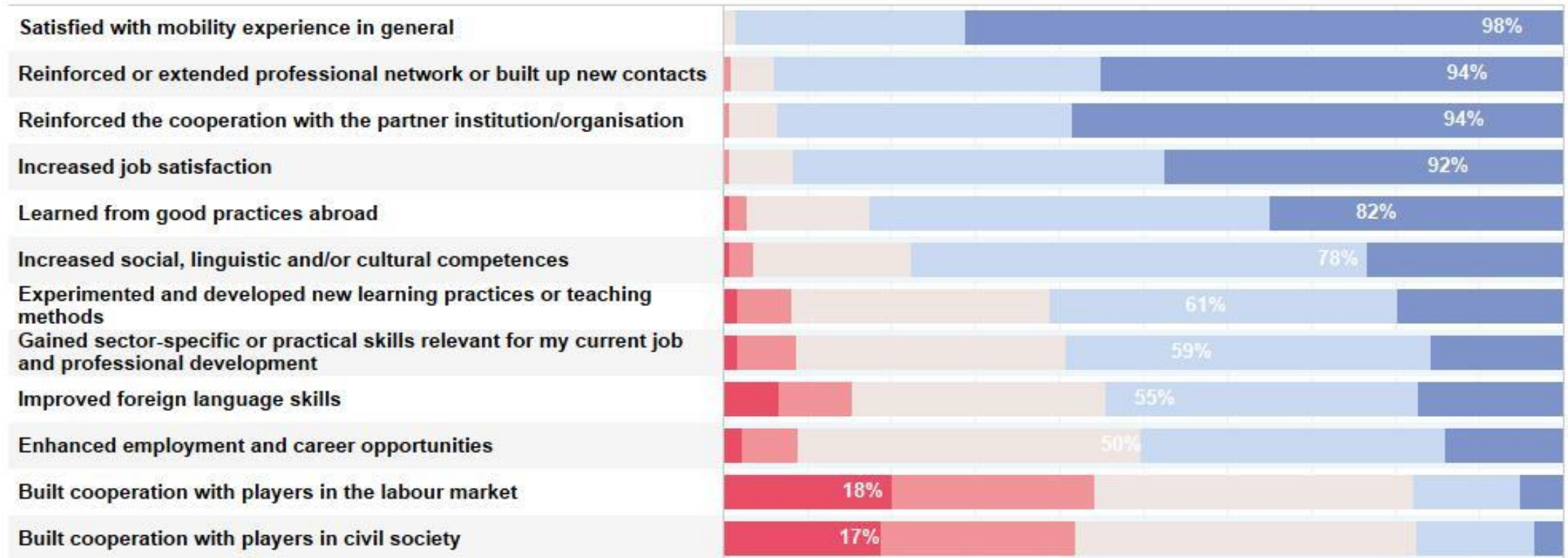
Data from the Netherlands

HE teaching staff NL



Selected questions: school years 2014, 2015 & 2016
Outgoing HE teaching staff from the Netherlands

■ -- ■ - ■ +/- ■ + ■ ++



HE teaching staff NL



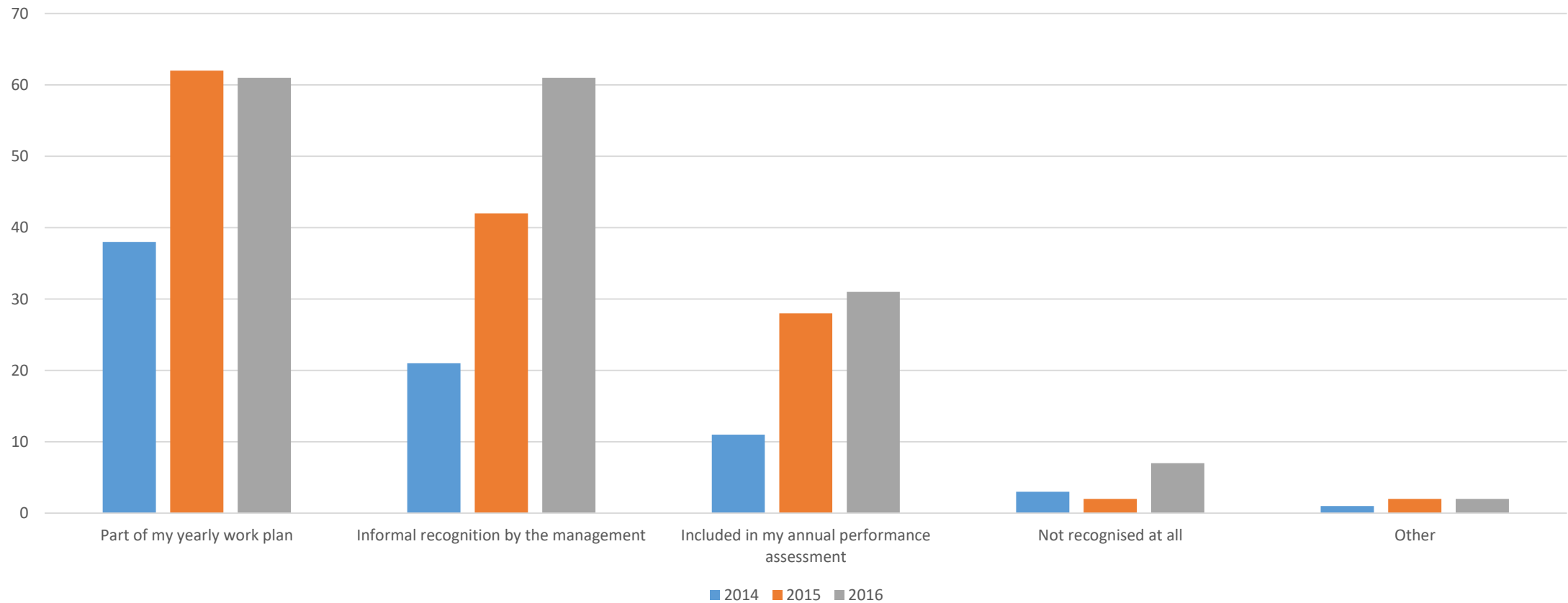
	++	+	+/-	-	--	Grand Total
Satisfied with mobility experience in general	1.288	491	24	2	3	1.808
Reinforced or extended professional network or built up new contacts	973	691	89	12	5	1.770
Reinforced the cooperation with the partner institution/organisation	1.036	621	98	12	3	1.770
Increased job satisfaction	840	782	133	10	5	1.770
Learned from good practices abroad	619	841	260	38	12	1.770
Increased social, linguistic and/or cultural competences	414	960	333	49	14	1.770
Experimented and developed new learning practices or teaching methods	349	732	544	115	30	1.770
Gained sector-specific or practical skills relevant for my current job and professional development	280	768	567	126	29	1.770
Improved foreign language skills	307	658	534	153	118	1.770
Enhanced employment and career opportunities	247	643	721	118	41	1.770
Built cooperation with players in the labour market	90	226	671	426	357	1.770
Built cooperation with players in civil society	59	249	720	409	333	1.770

Recognition

Data Hanze UAS



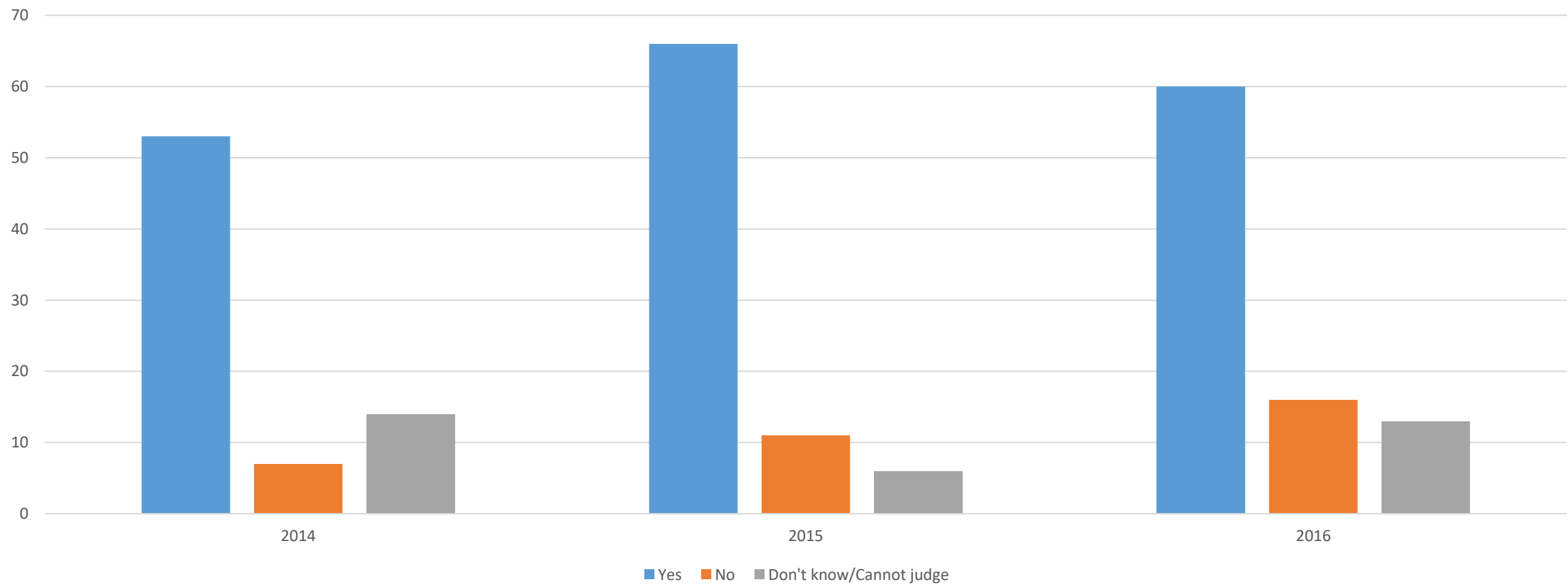
Recognition



Recognition Data Hanze UAS



Satisfaction with recognition



Observations



Recognition

- mobility is often recognised, but recognition is not measurable
- teaching staff are satisfied with the recognition

So: Is there a problem that needs solving?

Professional Development (PD)

- teaching staff experience that mobility is instrumental in PD
- should/can it be used more structurally?

Thank you!

p.e.van.der.werf@pl.hanze.nl

The FaBoTo projects were financially supported by the Erasmus+ programme.



Erasmus+